



- Strong as Steel
- Easy and Quick to Clean
- Easy to Assemble, Adjust and Configure
- Remarkably Strong, Durable and Stable
- Rust-Free

DELUXE SHELVING SYSTEM



DSS Shelving's Features and Advantages

DSS shelving is a revolutionary storage system designed and engineered for the foodservice industry that desires and requires a higher standard in storage in any environment (wet or dry) and can be even used in a subzero temperature as low as to -38°C.

DSS shelving's components (posts, traverses) are made of a steel core with polypropylene exterior to provide strength and durability. DSS shelving will not rust simply because there is no welding or metal exposure. Hence, every component can be safely washed in a commercial dishwasher.

Product Characteristic

NSF



Easy to Assemble, Adjust and Configure

- With only use of a mallet, shelf can be assembled in minutes.
- For easy configuration, shelf has three heights, four widths and six lengths to work with.
- Shelves can be adjusted in 100mm increments without having to disassembling the entire units.
- Two shelf units can be connected together with shelves at alternative heights for optimal storage and flexibility.



Remarkably Strong, Durable and Stable

- Posts and traverses are weight bearing components, made of a steel core with a thick and smooth polypropylene exterior designed to support heavy loads.
- Inner steel core ensures the strength, durability, stability and dependability for the DSS Shelving.
- The thick layer of polypropylene will not chip, break or corrode.
- Post connectors provide exceptional cross stabilization for the DSS Shelving.

Weight bearing capacity: Stationary unit

Traverse Length	Weight bearing capacity per unit	Weight bearing capacity per four shelves
Single Unit		
910mm to 1220mm	250kg	1000kg
1380mm to 1825mm	200kg	800kg
Corner Unit		
910mm to 1220mm	100kg	400kg
Dunnage Stand		
1370mm to 1825mm	350kg	

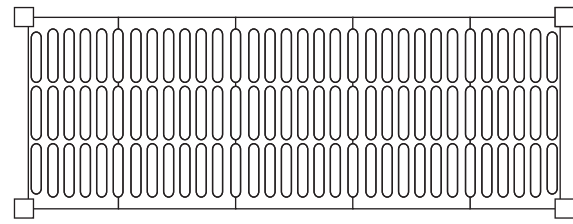


Easy and Quick to Clean


- Designed and Designated For A Sanitary Storage Area
- Shelf plates can be easily removed and run through the dishwasher.
- Smooth polypropylene surface of the shelf plates allows an easy and quick clean to enhance a desirable hygienic & sanitary storage environment.
- DSS Shelving is weld-less. Therefore, no liquid and dirt can get inside the crevices.



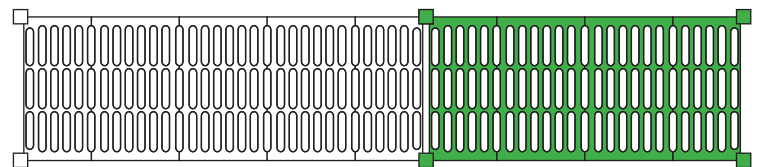
Basic Unit



Basic Unit



Add-on Unit



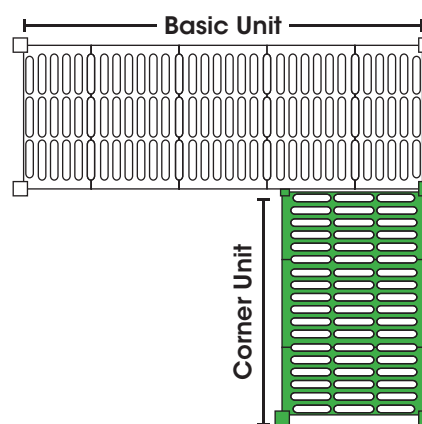
Basic Unit

Add-on Unit

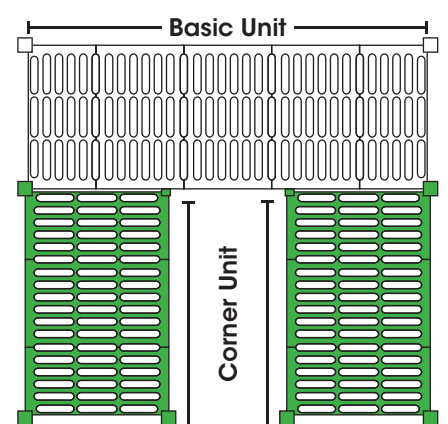
Corner Unit and U-Shaped Unit



Corner Unit



Corner Unit





Corner Unit

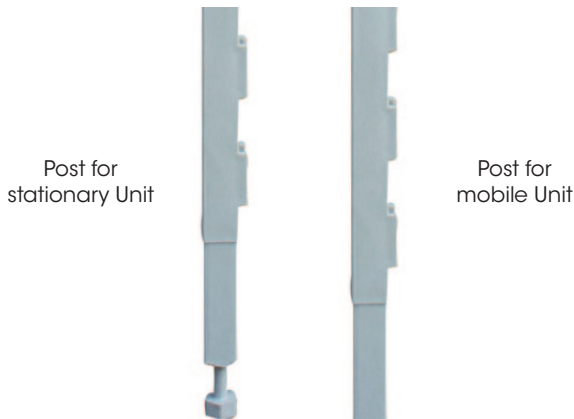


U-Shaped Unit

Common Corner sizes



DSS shelving is a modular system that allows the flexibility to assemble shelving to fit any sized area. The four key components (posts, post connectors, traverse, and shelf plates) are available in variety of sizes to meet each individual needs and requirements. They can therefore be easily configured to custom-build shelving to optimize the storage space. The uniquely designed elements such as the shared posts and corner connectors simplify the shelving assembly and make the expansion of storage capability possible and easy.




Posts

Posts also have a steel core with a polypropylene exterior to provide strength and durability. Posts define the height of the shelving unit and are measured with the leveling foot fully engaged. Posts have molded-in dovetails in 10 centimeter interval which allow easy shelf-adjustment by 10 centimeter each level up or down.



Traverses

Traverses have a steel core with a polypropylene exterior to provide strength and durability. Traverses can be connected to the post according to the desired height of the shelf by sliding onto the molded-in dovetail on the post. Two traverses are needed to build one shelf and they define the length of the shelving unit.



Post Connectors

Post connectors hold two posts together and define the width of the shelving unit. They are made of polypropylene and provide exceptional cross stabilization and balance.



Stationary Post Kits and Accessories

Stationary Post Kits are composed of two posts based upon the required height and two post connectors (top & bottom connectors) according to the required width for the shelf unit. There are three (3) available different heights for the posts and four (4) different widths for the post connectors.



Vented Shelf Kits




Shelf Plates

Shelf Plates and Vented Shelf Kits

Shelf plates are made of polypropylene and are safe to be washed in a commercial dishwasher.

Vented Shelf Kits are composed of two (2) traverses and several shelf plates depending on the length requirement.



Corner Connector Set

Corner connectors are used to connect the basic shelf unit to a second shelf unit in a 90 degree angle or between two shelf units to form a U-shaped shelving unit. A set of corner connectors are needed for each shelf. By using the corner connectors, weight bearing capacity will decrease to 400lbs (180kg) per shelf. Corner connectors are recommended to be used only on traverses equal to or shorter than 48" (1200mm) for an optimal weight bearing capacity of a shelving unit.



Dunnage Stand

Dunnage stand is highly recommended to be used to support a heavy load on the bottom shelf as this will help to increase the weight bearing capacity up to 450 kg on the bottom shelf.

Dunnage stand is also recommended to be used for shelf units in 1380mm or longer.



Casters

A variety of casters are available for mobile or high density shelf units.



Vented Starter Units – Height: 1600mm (64")

Width	Length	910mm (36")	1060mm (42")	1220mm (48")	1370mm (54")	1525mm (60")	1825mm (72")
355mm (14")	Item No.	DSVSU361464	DSVSU421464	DSVSU481464	DSVSU541464	DSVSU601464	DSVSU721464
	Case kg/Cubem ³	29.04/0.071	31.76/0.083	34.28/0.092	38.60/0.101	41.32/0.117	46.96/0.136
455mm (18")	Item No.	DSVSU361864	DSVSU421864	DSVSU481864	DSVSU541864	DSVSU601864	DSVSU721864
	Case kg/Cubem ³	30.12/0.079	32.96/0.094	35.56/0.104	40.00/0.114	42.84/0.134	48.72/0.155
530mm (21")	Item No.	DSVSU362164	DSVSU422164	DSVSU482164	DSVSU542164	DSVSU602164	DSVSU722164
	Case kg/Cubem ³	31.92/0.086	34.80/0.102	37.84/0.113	42.34/0.124	45.24/0.146	51.58/0.170
610mm (24")	Item No.	DSVSU362464	DSVSU422464	DSVSU482464	DSVSU542464	DSVSU602464	DSVSU722464
	Case kg/Cubem ³	32.68/0.093	36.16/0.110	38.68/0.121	43.76/0.134	47.20/0.158	53.60/0.184

Case pack: 1 A color: Spot dust *Dimensions provided with line drawings above are actual dimensions



Vented Starter Add-On Units – Height: 1600mm (64")

Width	Length	910mm (36")	1060mm (42")	1220mm (48")	1370mm (54")	1525mm (60")	1825mm (72")
355mm (14")	Item No.	DSVAU361464	DSVAU421464	DSVAU481464	DSVAU541464	DSVAU601464	DSVAU721464
	Case kg/Cubem ³	22.98/0.071	25.70/0.083	28.22/0.092	32.54/0.101	35.26/0.117	40.90/0.136
455mm (18")	Item No.	DSVAU361864	DSVAU421864	DSVAU481864	DSVAU541864	DSVAU601864	DSVAU721864
	Case kg/Cubem ³	23.82/0.079	26.66/0.094	29.28/0.104	33.72/0.114	36.56/0.134	42.42/0.155
530mm (21")	Item No.	DSVAU362164	DSVAU422164	DSVAU482164	DSVAU542164	DSVAU602164	DSVAU722164
	Case kg/Cubem ³	25.42/0.086	28.32/0.102	31.36/0.113	35.86/0.124	38.76/0.146	45.1/0.17
610mm (24")	Item No.	DSVAU362464	DSVAU422464	DSVAU482464	DSVAU542464	DSVAU602464	DSVAU722464
	Case kg/Cubem ³	26.06/0.093	29.52/0.110	32.06/0.121	37.12/0.134	40.58/0.158	46.98/0.184

Case pack: 1 A color: Spot dust *Dimensions provided with line drawings above are actual dimensions



Vented Starter Units - Height: 1800mm (72")

Width	Length	910mm (36")	1060mm (42")	1220mm (48")	1370mm (54")	1525mm (60")	1825mm (72")
355mm (14")	Item No.	DSVSU361472	DSVSU421472	DSVSU481472	DSVSU541472	DSVSU601472	DSVSU721472
	Case kg/Cubem ³	30.36/0.073	33.08/0.085	35.60/0.094	39.92/0.103	42.64/0.119	48.28/0.138
455mm (18")	Item No.	DSVSU361872	DSVSU421872	DSVSU481872	DSVSU541872	DSVSU601872	DSVSU721872
	Case kg/Cubem ³	31.42/0.081	34.26/0.096	36.88/0.106	41.32/0.116	44.16/0.136	50.02/0.157
530mm (21")	Item No.	DSVSU362172	DSVSU422172	DSVSU482172	DSVSU542172	DSVSU602172	DSVSU722172
	Case kg/Cubem ³	33.22/0.088	36.12/0.104	39.16/0.115	43.66/0.126	45.56/0.148	52.90/0.172
610mm (24")	Item No.	DSVSU362472	DSVSU422472	DSVSU482172	DSVSU542472	DSVSU602472	DSVSU722472
	Case kg/Cubem ³	34.00/0.095	37.46/0.112	40.00/0.123	45.06/0.136	48.52/0.160	54.92/0.186

Case pack: 1 A color: Spot dust *Dimensions provided with line drawings above are actual dimensions



Vented Starter Add-On Units - Height: 1800mm (72")

Width	Length	910mm (36")	1060mm (42")	1220mm (48")	1370mm (54")	1525mm (60")	1825mm (72")
355mm (14")	Item No.	DSVAU361472	DSVAU421472	DSVAU481472	DSVAU541472	DSVAU601472	DSVAU721472
	Case kg/Cubem ³	23.64/0.073	26.36/0.085	28.88/0.094	33.20/0.103	35.92/0.119	41.56/0.138
455mm (18")	Item No.	DSVAU361872	DSVAU421872	DSVAU481872	DSVAU541872	DSVAU601872	DSVAU721872
	Case kg/Cubem ³	24.48/0.081	27.32/0.096	29.94/0.106	34.38/0.116	37.22/0.136	43.08/0.157
530mm (21")	Item No.	DSVAU362172	DSVAU422172	DSVAU482172	DSVAU542172	DSVAU602172	DSVAU722172
	Case kg/Cubem ³	26.08/0.088	28.98/0.104	32.02/0.115	36.52/0.126	39.42/0.148	45.76/0.172
610mm (24")	Item No.	DSVAU362472	DSVAU422472	DSVAU482472	DSVAU542472	DSVAU602472	DSVAU722472
	Case kg/Cubem ³	26.72/0.095	30.18/0.112	32.72/0.123	37.78/0.136	41.24/0.160	47.64/0.186

Case pack: 1 A color: Spot dust *Dimensions provided with line drawings above are actual dimensions



Vented Starter Units – Height: 2000mm (79")

Width	Length	910mm (36")	1060mm (42")	1220mm (48")	1370mm (54")	1525mm (60")	1825mm (72")
355mm (14")	Item No.	DSVSU361479	DSVSU421479	DSVSU481479	DSVSU541479	DSVSU601479	DSVSU721479
	Case kg/Cubem ³	32.44/0.074	35.16/0.086	37.68/0.095	42.00/0.104	44.72/0.120	50.36/0.139
455mm (18")	Item No.	DSVSU361879	DSVSU421879	DSVSU481879	DSVSU541879	DSVSU601879	DSVSU721879
	Case kg/Cubem ³	33.5/0.082	36.34/0.097	38.96/0.107	43.40/0.117	46.24/0.137	52.10/0.158
530mm (21")	Item No.	DSVSU362179	DSVSU422179	DSVSU482179	DSVSU542179	DSVSU602179	DSVSU722179
	Case kg/Cubem ³	33.86/0.089	38.2/0.105	41.24/0.116	45.74/0.127	48.64/0.149	54.98/0.173
610mm (24")	Item No.	DSVSU362479	DSVSU422479	DSVSU482479	DSVSU542479	DSVSU602479	DSVSU722479
	Case kg/Cubem ³	36.08/0.096	39.54/0.113	42.08/0.124	47.14/0.137	50.60/0.161	57.00/0.187

Case pack: 1 A color: Spot dust *Dimensions provided with line drawings above are actual dimensions



Vented Starter Add-On Units – Height: 2000mm (79")

Width	Length	910mm (36")	1060mm (42")	1220mm (48")	1370mm (54")	1525mm (60")	1825mm (72")
355mm (14")	Item No.	DSVAU361479	DSVAU421479	DSVAU481479	DSVAU541479	DSVAU601479	DSVAU721479
	Case kg/Cubem ³	24.68/0.074	27.40/0.086	29.92/0.095	34.24/0.104	36.96/0.120	42.60/0.139
455mm (18")	Item No.	DSVAU361879	DSVAU421879	DSVAU481879	DSVAU541879	DSVAU601879	DSVAU721879
	Case kg/Cubem ³	25.52/0.082	28.36/0.097	30.98/0.107	35.42/0.117	38.26/0.137	44.12/0.158
530mm (21")	Item No.	DSVAU362179	DSVAU422179	DSVAU482179	DSVAU542179	DSVAU602179	DSVAU722179
	Case kg/Cubem ³	27.12/0.089	30.02/0.105	33.06/0.116	37.56/0.127	40.46/0.149	46.80/0.173
610mm (24")	Item No.	DSVAU362479	DSVAU422479	DSVAU482479	DSVAU542479	DSVAU602479	DSVAU722479
	Case kg/Cubem ³	27.76/0.096	31.22/0.113	33.76/0.124	38.82/0.137	42.28/0.161	48.68/0.187

Case pack: 1 A color: Spot dust *Dimensions provided with line drawings above are actual dimensions

Vented Shelf Kits



Width	Length	910mm (36")	1060mm (42")	1220mm (48")	1370mm (54")	1525mm (60")	1825mm (72")
355mm (14")	Item No.	DS3614VSK	DS4214VSK	DS4814VSK	DS5414VSK	DS6014VSK	DS7214VSK
	Case kg/Cubem ³	4.23	4.91	5.54	6.62	7.30	8.71
455mm (18")	Item No.	DS3618VSK	DS4218VSK	DS4818VSK	DS5418VSK	DS6018VSK	DS7218VSK
	Case kg/Cubem ³	4.39	5.09	5.75	6.86	7.57	9.04
530mm (21")	Item No.	DS3621VSK	DS4221VSK	DS4821VSK	DS5421VSK	DS6021VSK	DS7221VSK
	Case kg/Cubem ³	4.74	5.46	6.22	7.35	8.07	9.66
610mm (24")	Item No.	DS3624VSK	DS4224VSK	DS4824VSK	DS5424VSK	DS6024VSK	DS7224VSK
	Case kg/Cubem ³	4.86	5.73	6.36	7.63	8.49	10.09

Case pack: 1 A color: Spot dust

Stationary Post Kits and Accessories



Height	Width	355mm (14")	455mm (18")	530mm (21")	610mm (24")
1600mm (64")	Item No.	DSPK1464	DSPK1864	DSPK2164	DSPK2464
	Case kg/Cubem ³	6.06/0.0150	6.28/0.0150	6.48/0.0150	6.62/0.0150
1800mm (72")	Item No.	DSPK1472	DSPK1872	DSPK2172	DSPK2472
	Case kg/Cubem ³	6.72/0.0160	6.94/0.0160	7.14/0.0160	7.28/0.0160
2000mm (79")	Item No.	DSPK1479	DSPK1879	DSPK2179	DSPK2479
	Case kg/Cubem ³	7.76/0.0182	7.98/0.0182	8.18/0.0182	8.32/0.0182

Case pack: 1 A color: Spot dust

Caster - DSL



Diameter	127mm (5")
Item No.	DSL
Explanation	Swivel Caster with brake

Caster - DS




Diameter	127mm (5")
Item No.	DS
Explanation	Swivel Caster without brake

Corner Connectors




Item No.	DCC
Explanation	A set of Corner Connectors (Left and Right)



Step 1 – Assemble Post Kits

- Hold two posts with dovetails facing each other.
- Mount bottom post connector on the two posts by using a rubber mallet, following directions on arrow as shown on the post connectors. Tap each side alternately until connector is firmly in place.
- Mount top post connector on top of the two posts. Tap each side alternately until connector is firmly in place.
- Repeat the above for the second post frame.



Step 2 – Mount Traverses on Posts

- Align and slide the bottom of the traverse dovetail opening onto the dovetail on the posts.
- Press the traverse against the posts.
- Secure traverse into position by tapping both ends of the traverse with a rubber mallet.
- Mount traverse on opposite side of post frame.
- Repeat for all shelves on the unit.
- Finally, determine if unit is level. If needed, adjust the leveling foot at the bottom of the posts.




Step 3 – Place Shelf Plates on Traverses

Place end plates so notched corners fit against the posts. Fill balance of traverses with shelf plates until completely filled.

Step 4 – Add a Unit in a Straight Line

- Assemble first unit as described above.
- Assemble another post kit as described above (Point 2).
- Mount traverse between post on first unit and additional post kit. The traverses on the first and second unit share the middle post.
- Determine if unit is level. If necessary, adjust the leveling foot of the post to make sure the shelf units are stable and level.
- Add shelf plates along traverses as described above.



Add a unit in 90 degree corner

- Assemble first unit as described above.
- Assemble another post frame as described above (Point 2).
- Identify right and left corner connectors and mount on traverses of first unit.



Food Service Equipment Specialists

Commercial Kitchens | Stainless Steel Fabrication | Cooking Equipment | Bar Fit-Outs | Coolrooms
Refrigeration Sales & Services | Custom Made Cabinets | Plumbing Installations | Exhaust Hood Installations

ABN 95 136 069 241

38 Manton Road Sth Oakleigh 3167 T: +613 9543 7211 F: +613 9544 4437 kbrcommercial@kbrcommercial.com.au www.kbrcommercial.com.au